

PIANO 2

Horizontal



PIANO 2 HORIZONTAL

14 elements, height 792 mm, length 1820 mm. Matt Light Grey finish (cod. 8N). Configuration cod. 01.



Technical features:

- manifolds with a 30 mm diameter circular section
- tubes made of steel sheet with a 50x10 mm rectangular section
- manifold threading 1/2" Gas right
- maximum working pressure 4 bar
- maximum working temperature 95°C

Finishes available	Surcharge
Standard White	
IRSAP finishes	
Other RAL colors	

Finishing codes see page 604.



CE 08
EN442-1

EN 442

Model	Code	Depth	Lenght	Conn. C.	Weight	Cap.
		P mm	L mm	L' mm	Kg	lt
520	PI2 0520 YY 01 A4 01 H	46	520	470	1,16	0,43
700	PI2 0700 YY 01 A4 01 H	46	700	650	1,52	0,55
920	PI2 0920 YY 01 A4 01 H	46	920	870	1,96	0,71
1220	PI2 1220 YY 01 A4 01 H	46	1220	1170	2,61	0,91
1520	PI2 1520 YY 01 A4 01 H	46	1520	1470	3,16	1,13
1820	PI2 1820 YY 01 A4 01 H	46	1820	1770	3,76	1,34
2020	PI2 2020 YY 01 A4 01 H	46	2020	1970	4,16	1,48
2220	PI2 2220 YY 01 A4 01 H	46	2220	2170	4,61	1,61
2520	PI2 2520 YY 01 A4 01 H	46	2520	2470	5,16	1,82

Prices include:



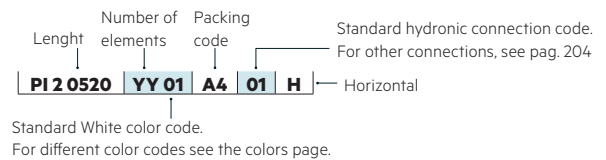
Number of elements:

Radiators with an odd number of elements will be supplied at the same price as a radiator with the next even number of elements.

For example: a PIANO 2 Horizontal 1820 lenght and 9 elements wide = the price of a PIANO 2 Horizontal 1820 lenght and 10 elements wide

! For the possibility of requesting custom models see page 590

Key Codes



PIANO 2 Horizontal: Power in Watt for linear metre


N. el.	4	6	8	10	12	14	16	18	20	22	24	26	28	30
Btu/h a Δt= 50°C	1479,3	2069,9	2623,7	3148,7	3650,6	4132,0	4595,2	5042,5	5474,7	6016,2	6298,8	6692,1	7074,1	7445,3
Watt a Δt= 50°C	433,3	606,3	768,5	922,3	1069,3	1210,3	1346,0	1477,0	1603,6	1762,2	1845,0	1960,2	2072,1	2180,8
Watt a Δt= 40°C	329,2	459,7	586,9	709,4	822,7	931,6	1036,5	1137,9	1236,0	1358,5	1423,0	1512,5	1599,5	1684,2
Watt a Δt= 30°C*	230,9	321,8	414,6	505,8	586,7	664,8	740,0	812,9	883,5	971,4	1018,0	1082,7	1145,7	1207,0
Watt a Δt= 20°C	140,1	194,6	254,1	314,0	364,4	413,2	460,3	506,0	550,4	605,4	635,0	675,9	715,8	754,7
Modification index	1,232	1,240	1,208	1,176	1,175	1,173	1,171	1,169	1,167	1,166	1,164	1,162	1,160	1,158

(* Thanks to the high performance of Irsap PIANO 2 Horizontal radiators, the ideal Δt for low temperature projects is Δt at 30°C.

For Δt different from 50°C use the formula: $Q = Q_n (\Delta t / 50)^n$


Special Options

Cod. 88




Welded manifolds
50 mm pitch
Universal connection

Cod. 82



Welded manifolds

Cod. 80



Internal Flow diverter

Manifolds:

The pipefittings welded on the side manifold can be positioned at any point at a specified distance between centres. It is compulsory in this type of installation to install a flow diverter during production to ensure the product functions correctly. The minimum possible distance between centres is equal to 50 mm (cod. 88), while the maximum distance depends on the length of the radiator (cod. 82).

The maximum distance between centres is equal to the number of elements - 1 multiplied by 56 (element pitch): $H' = 56 \times (n^{\circ} \text{ of elements} - 1)$.

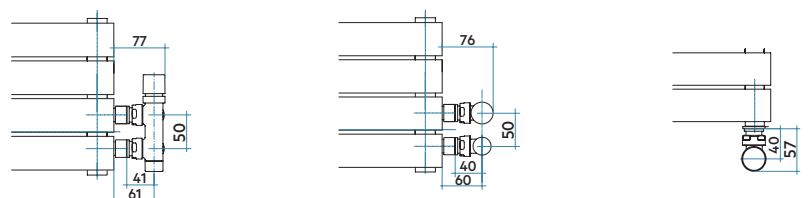
Side Connections (Cod. M82, M88): for side water connections insert an internal flow diverter to the bottom manifold

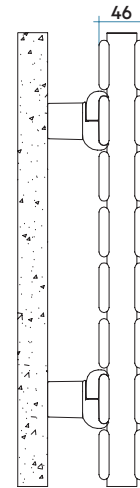
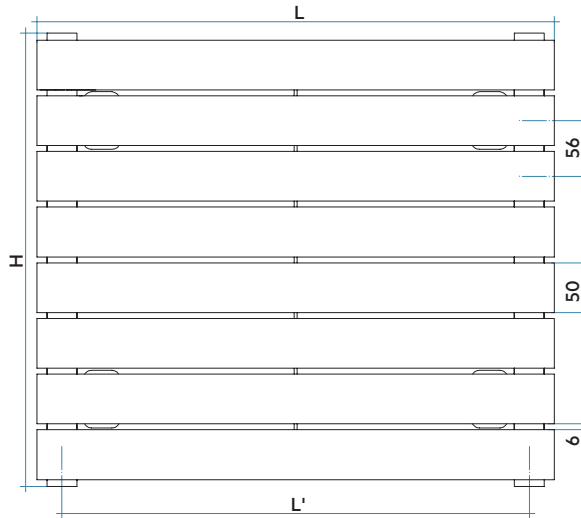
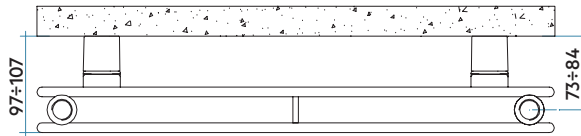
Internal Flow diverter (Cod. M80): Prearrangement for side connections with 1/2" welded fittings and internal flow diverter

Configured for connection with single-pipe valve: connection available only for modul and/or double-pipe systems, no monotube valve with loop - (specify water inlet)

For other connections see page 204

Connection dimensions with IRSAP valves

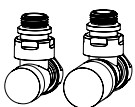




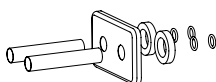
COMPLETE RADIATOR DATA

(H)	LENGHT (L)									
	520	700	920	1220	1520	1820	2020	2220	2520	
Height mm 232 yy = N° elem. 4	W	225	303	399	529	659	789	875	962	1092
Height mm 344 yy = N° elem. 6	W	315	424	558	740	922	1103	1225	1346	1528
Height mm 456 yy = N° elem. 8	W	400	538	707	938	1168	1399	1552	1706	1937
Height mm 568 yy = N° elem. 10	W	480	646	849	1125	1402	1679	1863	2048	2324
Height mm 680 yy = N° elem. 12	W	556	749	984	1305	1625	1946	2160	2374	2695
Height mm 792 yy = N° elem. 14	W	629	847	1113	1477	1840	2203	2445	2687	3050
Height mm 904 yy = N° elem. 16	W	700	942	1238	1642	2046	2450	2719	2988	3392
Height mm 1016 yy = N° elem. 18	W	768	1034	1359	1802	2245	2688	2984	3279	
Height mm 1128 yy = N° elem. 20	W	834	1123	1475	1956	2437	2919			
Height mm 1240 yy = N° elem. 22	W	898	1208	1588	2106	2624				
Height mm 1352 yy = N° elem. 24	W	959	1292	1697	2251	2804				
Height mm 1464 yy = N° elem. 26	W	1019	1372	1803	2391					
Height mm 1576 yy = N° elem. 28	W	1077	1450	1906	2528					
Height mm 1688 yy = N° elem. 30	W	1134	1527	2006	2661					

Decorative & Technical Accessories



Kit Valves and
Lockshield valve
Pag. 564



Pipe cover kit
Pag. 568

